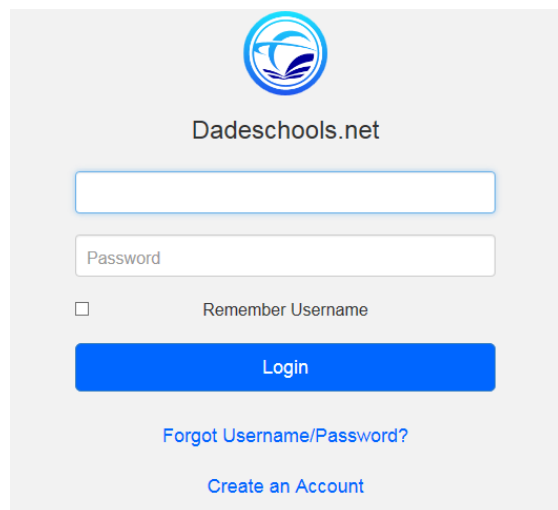


Accessing Your District Account

If you have never used your District account to access the portal or District e-mail, you will have access using the following login credentials:

- **Username - Your Employee Number (Example: 123456)**
- **Password - Your birth month (2 digits), birth year (4 digits) and your first name initial and last name initial (Example: 011952DG)**

Instructions on how to change or reset your password can be found at <http://www2.dadeschools.net/passwordreset/passReset.asp?lang=en-us>.

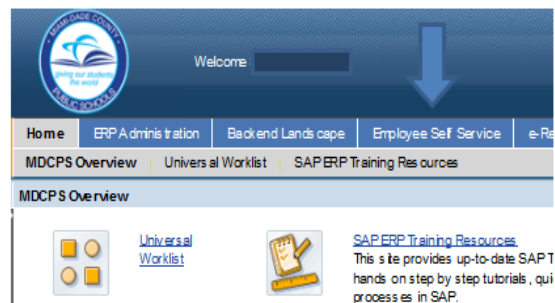
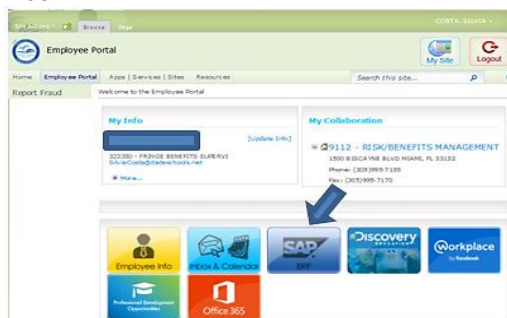


Accessing the New Hire Enrollment Link

As a new employee you will receive an email notification 91 days after your date of hire prompting you to enroll online for your benefits. The email will provide you with your enrollment deadline.

HOW TO ENROLL:

1. Log on to your employee portal through dadeschools.net and click on the SAP icon
2. Click on the *Employee Self Service* tab



3. Click on the *Benefits* link



4. Under Life Events, click on the *New Hire Enrollment* link

