


2018 PART-TIME (B,E,F,L) FLEXPLAN RATES
January 1, 2018 - December 31, 2018

BENEFIT	COVERAGE LEVEL	EMPLOYEE ONLY	EMPLOYEE & FAMILY
Delta Dental	DeltaCare USA Plan DHMO Standard	\$7.91	\$20.14
	DeltaCare USA Plan DHMO High	\$13.31	\$33.98
	Delta Dental PPO Standard	\$17.24	\$52.90
	Delta Dental PPO High	\$40.63	\$121.48
UnitedHealthcare Dental	UHC Solstice Access+ Standard DHMO	\$8.33	\$21.20
	UHC Solstice Access+ High DHMO	\$10.86	\$27.70
	UHC PPO Standard	\$18.15	\$55.68
	UHC PPO High	\$37.16	\$111.09
Davis Vision	—	\$5.06	\$12.21
UHC Vision	—	\$5.30	\$13.26
Hospital Indemnity Coverage	\$50 Per Day	\$2.48	\$6.20
	\$100 Per Day	\$4.96	\$12.40
	\$150 Per Day	\$7.44	\$18.60
ID Watchdog Identity Theft Protection	—	\$7.95	\$13.95
Short-Term Disability	Standard	\$9.84	N/A
	Standard Upgrade	\$15.83	N/A
Long-Term Disability	Level 1	\$19.88	N/A
ARAG® Legal	—	N/A	\$14.76
ARAG® SeniorAdvocate™	—	N/A	\$7.76
MetLaw Hyatt Legal Plan	—	N/A	\$15.95
MetLaw Senior Plan	—	N/A	\$6.35



2018 PART-TIME (B,E,F,L) FLEXPLAN RATES
January 1, 2018 - December 31, 2018

MetLife - Voluntary Life Benefit
Employee Only

Under Age 65 - 100% of original policy

Amount	\$ 10,000	\$ 20,000	\$ 30,000	\$ 40,000	\$ 50,000	\$ 60,000	\$ 70,000	\$ 80,000	\$ 90,000	\$ 100,000
Monthly	\$ 1.38	\$ 2.76	\$ 4.14	\$ 5.52	\$ 6.90	\$ 8.28	\$ 9.66	\$ 11.04	\$ 12.42	\$ 13.80

Age 65-69 - 65% reduction of original policy

Amount	\$ 6,500	\$ 13,000	\$ 19,500	\$ 26,000	\$ 32,500	\$ 39,000	\$ 45,500	\$ 52,000	\$ 58,500	\$ 65,000
Monthly	\$ 0.90	\$ 1.79	\$ 2.69	\$ 3.59	\$ 4.49	\$ 5.38	\$ 6.28	\$ 7.18	\$ 8.07	\$ 8.97

Age 70-74 - 45% reduction of original policy


Amount	\$ 4,500	\$ 9,000	\$ 13,500	\$ 18,000	\$ 22,500	\$ 27,000	\$ 31,500	\$ 36,000	\$ 40,500	\$ 45,000
Monthly	\$ 0.62	\$ 1.24	\$ 1.86	\$ 2.48	\$ 3.11	\$ 3.73	\$ 4.35	\$ 4.97	\$ 5.59	\$ 6.21

Age 75-80 - 30% reduction of original policy

Amount	\$ 3,000	\$ 6,000	\$ 9,000	\$ 12,000	\$ 15,000	\$ 18,000	\$ 21,000	\$ 24,000	\$ 27,000	\$ 30,000
Monthly	\$ 0.41	\$ 0.83	\$ 1.24	\$ 1.66	\$ 2.07	\$ 2.48	\$ 2.90	\$ 3.31	\$ 3.73	\$ 4.14

Age 80+ - 20% reduction of original policy

Amount	\$ 2,000	\$ 4,000	\$ 6,000	\$ 8,000	\$ 10,000	\$ 12,000	\$ 14,000	\$ 16,000	\$ 18,000	\$ 20,000
Monthly	\$ 0.28	\$ 0.55	\$ 0.83	\$ 1.10	\$ 1.38	\$ 1.66	\$ 1.93	\$ 2.21	\$ 2.48	\$ 2.76



2018 PART-TIME (B,E,F,L) FLEXPLAN RATES January 1, 2018 - December 31, 2018

MetLife - Accidental Death and Dismemberment (AD&D)

Employee Only (This benefit is not available to Bargaining Unit 4 (AFSCME) employees.)

Under Age 70 - 100% of original policy

Amount	\$ 25,000	\$50,000	\$75,000	\$100,000	\$125,000	\$150,000	\$175,000	\$200,000	\$225,000	\$250,000
Monthly	\$ 0.33	\$ 0.65	\$ 0.98	\$ 1.30	\$ 1.63	\$ 1.95	\$ 2.28	\$ 2.60	\$ 2.93	\$ 3.25
Amount	\$ 275,000	\$300,000	\$325,000	\$350,000	\$375,000	\$400,000	\$425,000	\$450,000	\$475,000	\$500,000
Monthly	\$ 3.58	\$ 3.90	\$ 4.23	\$ 4.55	\$ 4.88	\$ 5.20	\$ 5.53	\$ 5.85	\$ 6.18	\$ 6.50

Age 70-74 - 70% reduction of original policy

Amount	\$ 17,500	\$35,000	\$52,500	\$70,000	\$87,500	\$105,000	\$122,500	\$140,000	\$157,500	\$175,000
Monthly	\$ 0.23	\$ 0.46	\$ 0.68	\$ 0.91	\$ 1.14	\$ 1.37	\$ 1.59	\$ 1.82	\$ 2.05	\$ 2.28
Amount	\$ 192,500	\$210,000	\$227,500	\$245,000	\$262,500	\$280,000	\$297,500	\$315,000	\$332,500	\$350,000
Monthly	\$ 2.50	\$ 2.73	\$ 2.96	\$ 3.19	\$ 3.41	\$ 3.64	\$ 3.87	\$ 4.10	\$ 4.32	\$ 4.55

Age 75-79 - 45% reduction of original policy


Amount	\$ 11,250	\$22,500	\$33,750	\$45,000	\$56,250	\$67,500	\$78,750	\$90,000	\$101,250	\$112,500
Monthly	\$ 0.15	\$ 0.29	\$ 0.44	\$ 0.59	\$ 0.73	\$ 0.88	\$ 1.02	\$ 1.17	\$ 1.32	\$ 1.46
Amount	\$ 123,750	\$135,000	\$146,250	\$157,500	\$168,750	\$180,000	\$191,250	\$202,500	\$213,750	\$225,000
Monthly	\$ 1.61	\$ 1.76	\$ 1.90	\$ 2.05	\$ 2.19	\$ 2.34	\$ 2.49	\$ 2.63	\$ 2.78	\$ 2.93

Age 80-84 - 30% reduction of original policy

Amount	\$ 7,500	\$15,000	\$22,500	\$30,000	\$37,500	\$45,000	\$52,500	\$60,000	\$67,500	\$75,000
Monthly	\$ 0.10	\$ 0.20	\$ 0.29	\$ 0.39	\$ 0.49	\$ 0.59	\$ 0.68	\$ 0.78	\$ 0.88	\$ 0.98
Amount	\$ 82,500	\$90,000	\$97,500	\$105,000	\$112,500	\$120,000	\$127,500	\$135,000	\$142,500	\$150,000
Monthly	\$ 1.07	\$ 1.17	\$ 1.27	\$ 1.37	\$ 1.46	\$ 1.56	\$ 1.66	\$ 1.76	\$ 1.85	\$ 1.95

Age 85+ - 15% reduction of original policy

Amount	\$ 3,750	\$7,500	\$11,250	\$15,000	\$18,750	\$22,500	\$26,250	\$30,000	\$33,750	\$37,500
Monthly	\$ 0.05	\$ 0.10	\$ 0.15	\$ 0.20	\$ 0.24	\$ 0.29	\$ 0.34	\$ 0.39	\$ 0.44	\$ 0.49
Amount	\$ 41,250	\$45,000	\$48,750	\$52,500	\$56,250	\$60,000	\$63,750	\$67,500	\$71,250	\$75,000
Monthly	\$ 0.54	\$ 0.59	\$ 0.63	\$ 0.68	\$ 0.73	\$ 0.78	\$ 0.83	\$ 0.88	\$ 0.93	\$ 0.98



2018 PART-TIME (B,E,F,L) FLEXPLAN RATES January 1, 2018 - December 31, 2018

MetLife - Accidental Death and Dismemberment (AD&D)

Employee + Family (This benefit is not available to Bargaining Unit 4 (AFSCME) employees.)

Under Age 70 - 100% of original policy

Amount	\$ 25,000	\$50,000	\$75,000	\$100,000	\$125,000	\$150,000	\$175,000	\$200,000	\$225,000	\$250,000
Monthly	\$ 0.65	\$ 1.30	\$ 1.95	\$ 2.60	\$ 3.25	\$ 3.90	\$ 4.55	\$ 5.20	\$ 5.85	\$ 6.50
Amount	\$ 275,000	\$300,000	\$325,000	\$350,000	\$375,000	\$400,000	\$425,000	\$450,000	\$475,000	\$500,000
Monthly	\$ 7.15	\$ 7.80	\$ 8.45	\$ 9.10	\$ 9.75	\$ 10.40	\$ 11.05	\$ 11.70	\$ 12.35	\$ 13.00

Age 70-74 - 70% reduction of original policy

Amount	\$ 17,500	\$35,000	\$52,500	\$70,000	\$87,500	\$105,000	\$122,500	\$140,000	\$157,500	\$175,000
Monthly	\$ 0.46	\$ 0.91	\$ 1.37	\$ 1.82	\$ 2.28	\$ 2.73	\$ 3.19	\$ 3.64	\$ 4.10	\$ 4.55
Amount	\$ 192,500	\$210,000	\$227,500	\$245,000	\$262,500	\$280,000	\$297,500	\$315,000	\$332,500	\$350,000
Monthly	\$ 5.01	\$ 5.46	\$ 5.92	\$ 6.37	\$ 6.83	\$ 7.28	\$ 7.74	\$ 8.19	\$ 8.65	\$ 9.10

Age 75-79 - 45% reduction of original policy

Amount	\$ 11,250	\$22,500	\$33,750	\$45,000	\$56,250	\$67,500	\$78,750	\$90,000	\$101,250	\$112,500
Monthly	\$ 0.29	\$ 0.59	\$ 0.88	\$ 1.17	\$ 1.46	\$ 1.76	\$ 2.05	\$ 2.34	\$ 2.63	\$ 2.93
Amount	\$ 123,750	\$135,000	\$146,250	\$157,500	\$168,750	\$180,000	\$191,250	\$202,500	\$213,750	\$225,000
Monthly	\$ 3.22	\$ 3.51	\$ 3.80	\$ 4.10	\$ 4.39	\$ 4.68	\$ 4.97	\$ 5.27	\$ 5.56	\$ 5.85

Age 80-84 - 30% reduction of original policy

Amount	\$ 7,500	\$15,000	\$22,500	\$30,000	\$37,500	\$45,000	\$52,500	\$60,000	\$67,500	\$75,000
Monthly	\$ 0.20	\$ 0.39	\$ 0.59	\$ 0.78	\$ 0.98	\$ 1.17	\$ 1.37	\$ 1.56	\$ 1.76	\$ 1.95
Amount	\$ 82,500	\$90,000	\$97,500	\$105,000	\$112,500	\$120,000	\$127,500	\$135,000	\$142,500	\$150,000
Monthly	\$ 2.15	\$ 2.34	\$ 2.54	\$ 2.73	\$ 2.93	\$ 3.12	\$ 3.32	\$ 3.51	\$ 3.71	\$ 3.90

Age 85+ - 15% reduction of original policy

Amount	\$ 3,750	\$7,500	\$11,250	\$15,000	\$18,750	\$22,500	\$26,250	\$30,000	\$33,750	\$37,500
Monthly	\$ 0.10	\$ 0.20	\$ 0.29	\$ 0.39	\$ 0.49	\$ 0.59	\$ 0.68	\$ 0.78	\$ 0.88	\$ 0.98
Amount	\$ 41,250	\$45,000	\$48,750	\$52,500	\$56,250	\$60,000	\$63,750	\$67,500	\$71,250	\$75,000
Monthly	\$ 1.07	\$ 1.17	\$ 1.27	\$ 1.37	\$ 1.46	\$ 1.56	\$ 1.66	\$ 1.76	\$ 1.85	\$ 1.95